










Storybooks & Workbooks PRODUCT SAMPLE

C.E. Ranger
Author & Illustrator



Features:

- 6 Storybooks
- 6 Workbooks
- Aligned to the Early Years Foundation Stage
- Supplementary resource for Key Stage 1

Author overview




C. E. Ranger

Whitstable-born Claire Ellen Ranger (C.E. Ranger) is the real 'Nanny Mah'. Characters Lily and Louie are inspired by two of her grandchildren, and their adventures are based on real events.

Claire has been drawing since childhood, and has always enjoyed creating new things out of random items. She is the first to suggest an adventure with family and friends, and with a background in beauty, hair, teaching, counselling, drama and music, Claire loves to educate in engaging and creative ways.

For more about Claire and her books, visit: www.lilyandlouie.co.uk

Meet the characters



Nanny Mah



Lily



Louie



About the series

'The adventures of Lily and Louie' is an educational series that includes six storybooks and six workbooks. Each story follows three-year-old Lily and her six-year-old brother Louie on another magical adventure with their Nanny Mah. Important themes are carried through from each storybook to its complementary workbook ... such as imagination, sustainability, caring for the environment and so on. Each book can be enjoyed as a standalone product, and the whole series creates an exciting educational experience. The books are based on real stories and real people, with the author and illustrator C.E. Ranger as the real 'Nanny Mah'.

The artwork is a combination of real-world photography, and black and white line illustrations, with theme colours to provide the readers with visual consistency, and character connection. The art has a collage aesthetic to demonstrate the joy of using various materials for creative arts, and to encourage exploring different styles confidently, because art and design are for everyone.

Each storybook is square (8.5 inches by 8.5 inches), with 24 pages of full colour for engagement and enjoyment. The activity workbooks are A4, with 24 pages of black and white activities, offering as many opportunities for fine-motor skills as possible, including colouring, cutting and tracing. The certificate promotes self-efficacy and self-confidence as a strong foundation for a future of learning.

The series is targeted at an age range of 3-7-year-old children, giving the educator/caregiver options to differentiate the books across varying abilities, including advanced learners and those needing support. It also offers a wonderful option for libraries, and families of children sharing books between siblings of similar ages to Lily and Louie. The series is designed to support adults too—with integrated text and iconography guidance, and options to vary guided reading with independent learning activities.

Aligns with EYFS and supplements KS1

The series aligns with the seven learning areas of England's Early Years Foundation Stage (EYFS) Framework for ages 0-5 year-old children (Communication & Language, Physical Development, Personal, Social & Emotional Development, Literacy, Mathematics, Understanding the World, and Expressive Art & Design). As supplementary Key Stage 1 resources, the series ensures relevant topics are integrated throughout for depth of learning and school readiness.

Overall, the series supports speaking, listening, imagination, emotional development, and early literacy and maths through shared reading experiences ... and of course, each book has a special swish of Nanny Mah magic.



Lily & Louie Storybook

"Today, Lily, we shall go to the seaside to build sandcastles," Louie says.

"We can find seashells to put on top," Lily says.

"Yes we can," Louie replies.

Louie gets his bucket and spade, and pretends to dig up pretend sand.



Lily and Louie are using their ...

imaginations.

Louie scoops up some salty water.

They make a sandcastle.

They collect shells and decorate the sandcastle with the shells.

Louie holds a pink shell to his left eye and pretends to be the captain of a ship.

Everyone giggles as they dance in the sand and splash in the water, until ...



Louie sees something out of place.

"What's an old toothbrush doing here?" he asks Nanny Mah.

"Some people are careless with their rubbish. Fish and other sea-life think it is food and they try to eat it," Nanny Mah explains.

"Poor fishies," Lily says.

"Pop it in your bucket and we will make sure it gets recycled," Nanny Mah says.

They spend some time collecting more plastic to help clean the beach and keep the sea-life safe.



16


The adventures of Lily and Louie 1: Go to the Beach

978-1-923678-98-9

978-1-923678-98-9

The adventures of Lily and Louie 1: Go to the Beach

17



A story of imagination, adventure, and learning about cleaning the beach to keep the sea-life safe.

Lily & Louie Workbook

Every day is a learning day with Nanny Mah ...

The ocean is beautiful, but it is important to be careful when swimming because the waves can be big and the current can be strong.

Stay near the shore and near a trusted adult.

Rubbish can hurt the sea creatures and the birds because they swallow plastic particles and string. If we eat the fish then we are also eating microplastics.

Collect plastic and rubbish from your local beach.

We must keep our beaches clean because rubbish looks horrible and smells bad and we want to be able to enjoy time at the seaside.

Put rubbish

Use your imagination

Just like Lily and Louie:

- Run on the spot and pretend you are at the seaside.
- Dance around and imagine you are on the beach, splashing in the water.
- Clap your hands three times.

What other fun ways could you move your body at the beach?



Seek and find ...

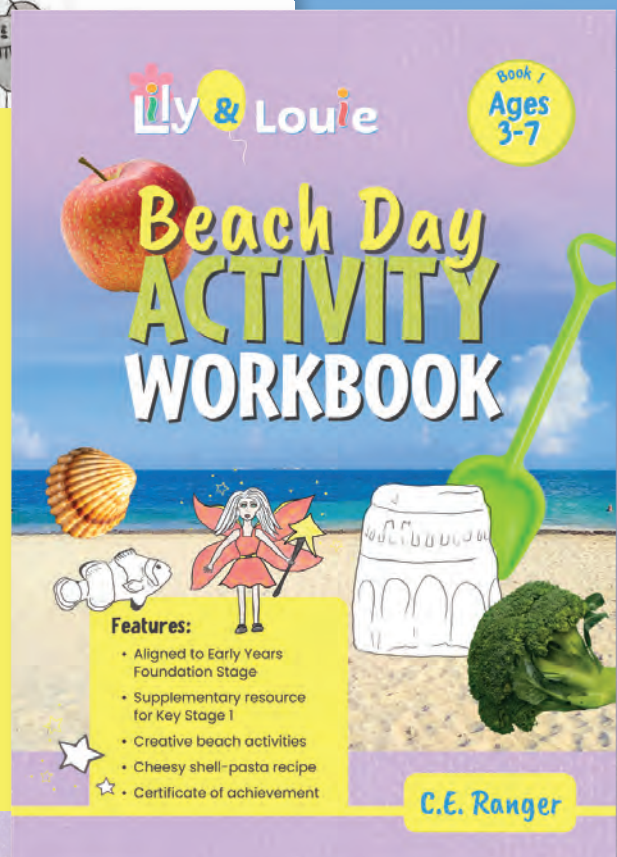
... the rubbish to clean up the beach.

One is circled to get you started.



Includes:

- understanding the world with Nanny Mah's teachings
- integrated literacy with a themed word search, word clouds, and story retelling
- Imagination theme, and physical activities



Lily & Louie Storybook 2

"Let's get all the cushions from the sofa and make the train carriages," Louie directs.

Lily and Louie pull four cushions off the sofa and lay them on the floor in a line.

Lily and Louie sit on the cushions and chant, "Choo-choo let's go on the train today, choo-choo."



Lily and Louie are being ...

creative.



With a swish and a swirl, they magically appear at a train station.



They are holding train tickets.

"All aboard," the train driver shouts.

"Be careful," Nanny Mah says as they step over the gap to board the train.

Lily is a little afraid to see the tracks under the train, so she holds Nanny Mah's hand to be safe.



10

The adventures of Lily and Louie 2: Travel by Train

978-1-923678-95-8

978-1-923678-95-8

The adventures of Lily and Louie 2: Travel by Train

11



A story of creativity, adventure, and learning about emotions and being safe near trains.

Lily & Louie Workbook

Lily and Louie



Louie is Lily's older brother, and he loves trains!



What things do you lo

2

Train Ride Preschool Wor

Create a train ...



In the story book *'The adventures of Lily and Louie: Travel by Train'*, they create a pretend train using four cushions from the sofa.

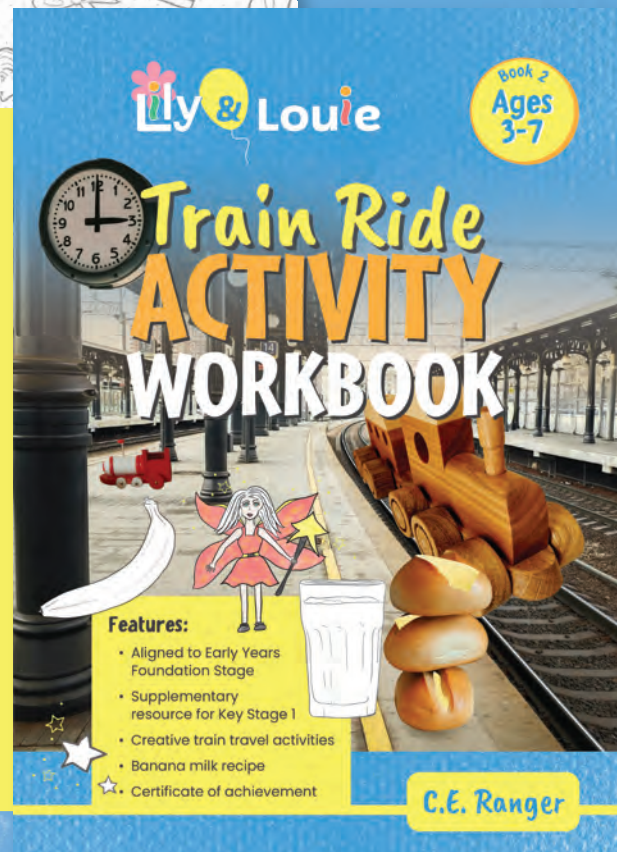
Look around your home and choose items that you can use to create a pretend train too.

rain on the space below.

design and tell them why it
Then you can create the

Includes:

- fostering family connections through art, discussion, and empathy
- integrated creativity with sculpting and using different recycled materials
- emotions relating to experiences



Lily & Louie Storybook 3

"Roar!" Louie says, "I'm a lion."

"Ooh-ooh, ah-ah, eek-eek,"
Lily makes monkey sounds.



**Lily and Louie are ...
role-playing**

Lily, Louie and Nanny Mah silently tiptoe away from
the lion enclosure towards the penguins.



"Look at them in a line," Louie says.

"Yes, six penguins in a row, waiting patiently for
their food," Nanny Mah says.

"What do they eat?" Louie asks.

"They eat fishes and squids," Nanny Mah replies.

"What's a squid?" Lily asks.

"Squids are small squishy water creatures like
small octopuses, and they live in the sea,"
Nanny Mah explains.



14

The adventures of Lily and Louie 3: Visit the Zoo

978-1-923678-92-7

978-1-923678-92-7

The adventures of Lily and Louie 3: Visit the Zoo

15



**A story of role-playing,
adventure, and learning
about how zoos care for
animals.**

Lily & Louie Workbook 3

Fun with maths



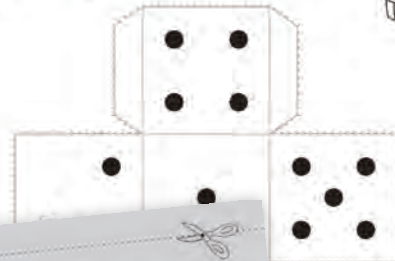
Put the animals in groups of two.

One pair is already circled to get you started.



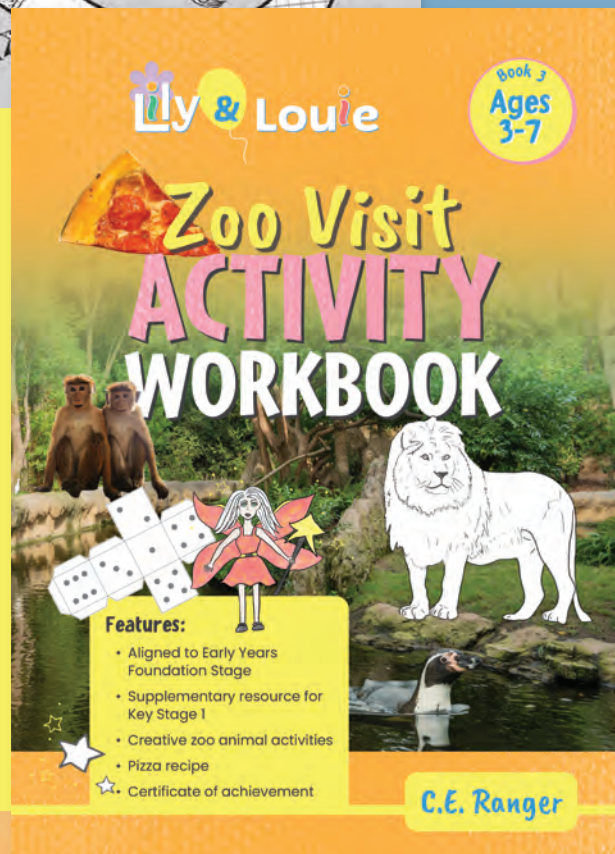
Cut out this die net ...

... glue it together and use it to play the game on page 20.



Includes:

- discuss and discover about zoos and wild cats
- integrated maths throughout with shapes, sums, and gamification
- role-play art and design activities



Lily & Louie Storybook 4

Louie hangs a bauble on the tree.

"This is fun," Lily says.

She places her favourite baubles in front of her. She has five favourite baubles.



Lily and Louie are ...
cooperating.

They land on the soft snow right next to a holly bush.

The berries are bright red and there are spiky, green leaves.



"Hello visitors," a snowman says. "I'm going to take you to Father Christmas."

They all follow the snowman through the snow.

12

The adventures of Lily and Louie 4: Meet an Elf

978-1-923678-89-7

978-1-923678-89-7

The adventures of Lily and Louie 4: Meet an Elf

13



A story of cooperation,
adventure, and learning
about appropriate
behaviour.

Lily & Louie Workbook

Recipe: easy as 1, 2, 3.



Try making these festive cookies.



For fun: take photos or record a video of making them.

Ingredients

- 100 grams caster sugar
- 100 grams butter
- 1 large egg
- 175 grams plain flour
- 175 grams milk or plain chocolate chips
- 1/2 teaspoon of vanilla essence

Allergies:
You can choose a gluten-free flour. It will still taste yummy in your tummy.

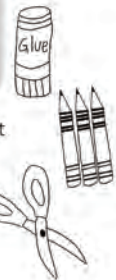
Instructions

1. pre-heat oven to 180°C
2. grease a baking tray
3. whisk the egg and sugar together
4. beat in the butter and vanilla
5. pour the flour into a bowl
6. when the flour is ready, add the chocolate chips
7. use a large spoon to mix the ingredients together
8. do 12 in a fork to make a ball
9. sprinkle the balls with extra flour
10. bake in the oven for 10-12 minutes
11. let them cool before eating (optional)

Dear _____

From _____

Decorate the cookies



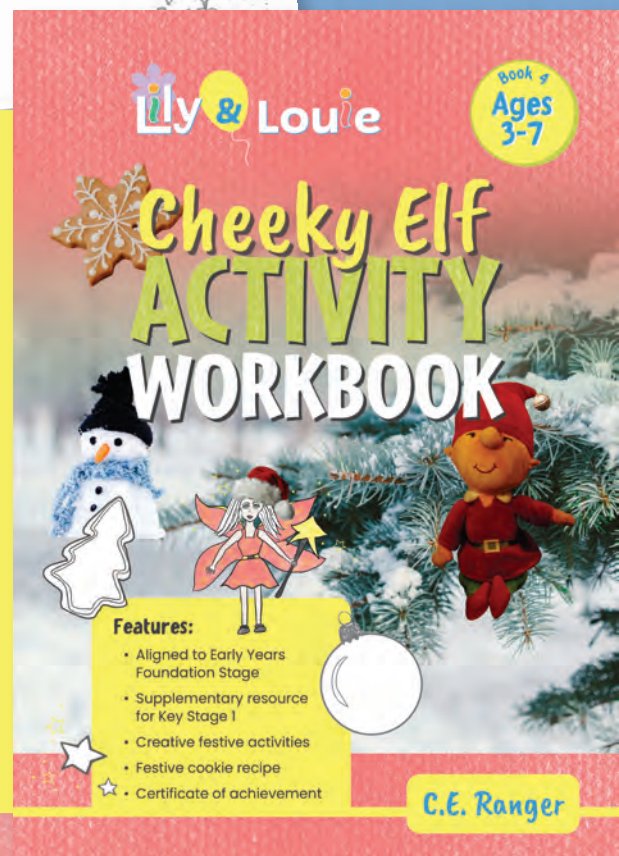
Lily and Louie eat cookies when they get home from the North Pole adventure.

Add designs to the cookie shape using different materials such as string, paint and recycled items.



Includes:

- understanding outcomes of behaviours
- integrated fine motor activities with colouring, drawing, cutting, sculpting, and writing
- cooperate with baking, and story retelling



Lily and Louie are being ...
curious.

In a flash of light, Nanny Mah magically appears.




If you discover a hedgehog outside during the day, here are some things to remember:

- ★ Put it in a box with newspaper or hay to keep it warm.
- ★ If it is away from its nest, then assume it is unwell, and take it to a hedgehog hospital.
- ★ Put water out so it can stay hydrated, but do not give it food.




"The little hedgehog is in safe hands thanks to you both. Now it's time to go home and have dinner," Nanny Mah says with a smile.



A story of curiosity,
adventure, and learning
about caring for
hedgehogs.

Lily & Louie Workbook 5

Lily and Louie ...



... are at Dottie's Little Hog Hospital with the injured hedgehog they found under a hedge.



Word search



Find the words in the grid.

boom hedgehog hospital
leaf leg siblings



| | | | | | | | |
|---|---|---|---|---|---|---|---|
| h | e | g | e | h | o | g | i |
| v | b | o | o | m | s | | |
| w | u | s | k | n | l | | |
| h | o | p | z | c | r | | |
| b | l | i | n | g | s | | |
| n | n | t | u | q | m | | |
| | h | a | s | n | k | | |
| | d | l | e | a | f | | |
| h | z | b | y | t | | | |

Create a leaf pile

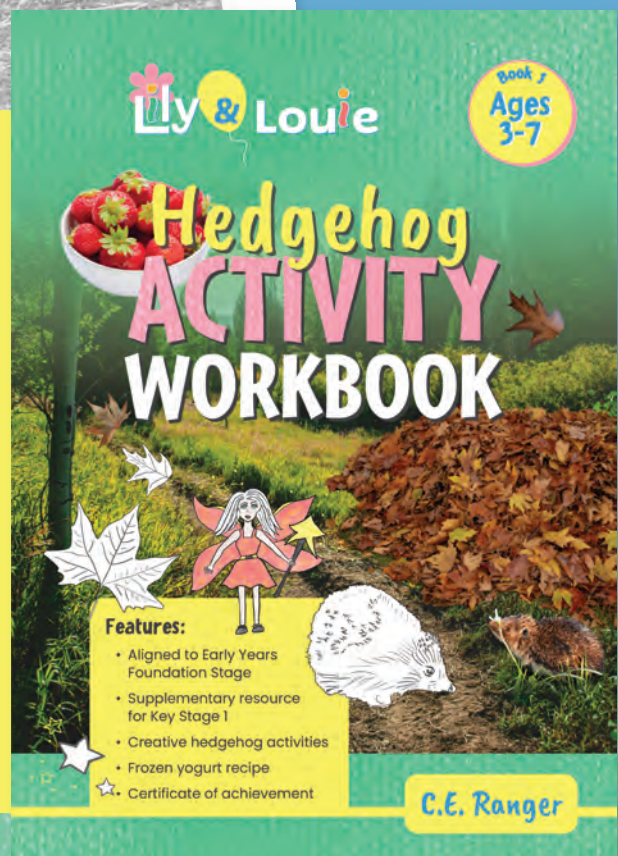
Lily and Louie play with autumn leaves.

Collect different leaves from outside and stick them to the garden.



Includes:


- strengthen vocabulary with word clouds, repeated terms, and new words
- integrated maths and science activities
- curiosity about caring for hedgehogs, and changing of seasons



Lily & Louie Storybook

"I'm the cow from the book," Louie says.

"I'm a chicken from the book," Lily says.



Lily and Louie are being ...
expressive.

Clucking and squawking sounds come from behind them. A big, round chicken is trying to get their attention.

"The chicken is hungry," Lily says.

"I think she wants some seeds," Louie says.

The big, round chicken follows them around the farm.

She jumps over the tractor and flutters down next to Lily, Louie and Nanny Mah.



"I can see the farmer," Nanny Mah says.

"She's by some cows," Louie says.

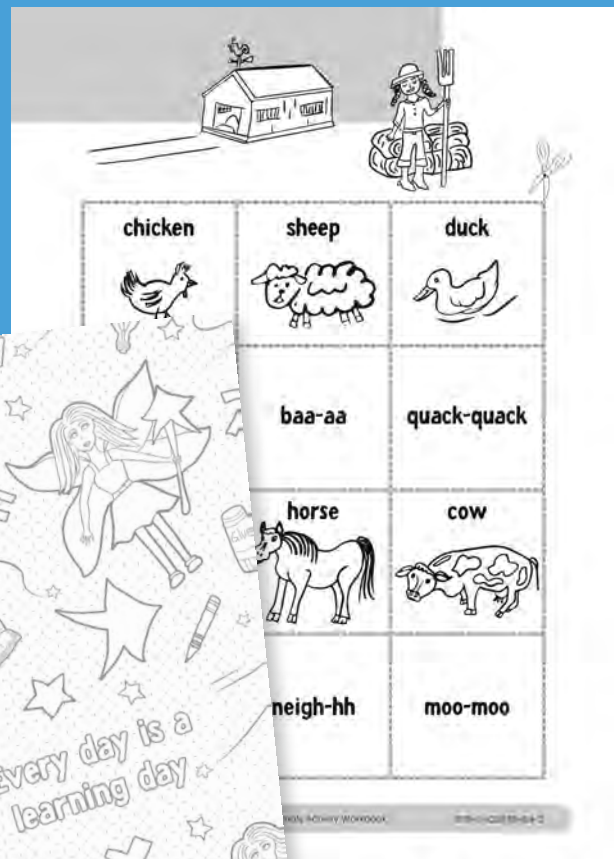
They walk over to where the farmer is lifting bales of hay for the cows.

They count the cows together ...
"One, two, three, four cows in the meadow."



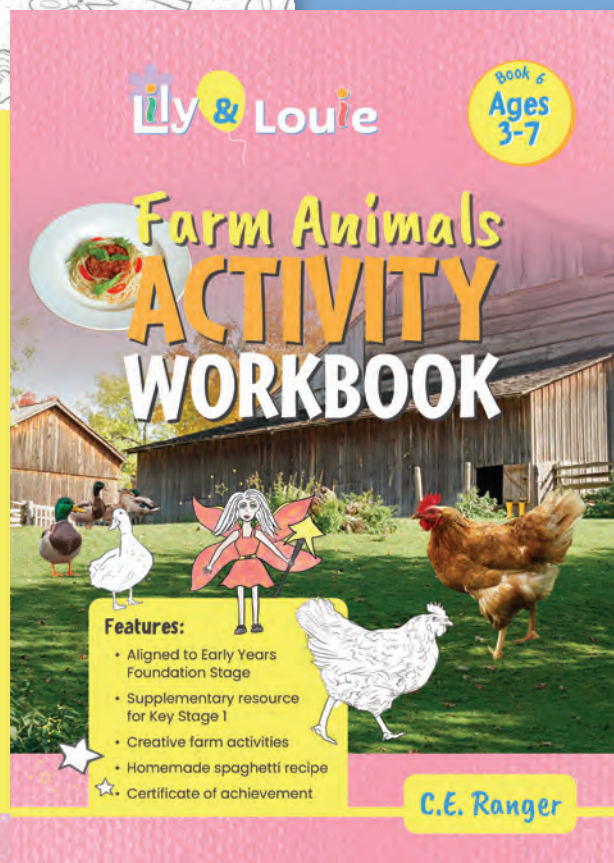
A story of expression,
adventure, and learning
about feeding farm
animals.

Lily & Louie Workbook



Includes:

- understanding what animals eat
- integrated communications and language with themed word search, and matching pairs game
- express through art and design including with the back pages of cut-out activities



Storybooks: Size: 8.5" x 8.5" square, 24 pages, full-colour

| Title | Print ISBN | eBook ISBN |
|---|-------------------|-------------------|
| The adventures of Lily and Louie 1: Go to the Beach | 978-1-923678-98-9 | 978-1-923678-97-2 |
| The adventures of Lily and Louie 2: Travel by Train | 978-1-923678-95-8 | 978-1-923678-94-1 |
| The adventures of Lily and Louie 3: Visit the Zoo | 978-1-923678-92-7 | 978-1-923678-91-0 |
| The adventures of Lily and Louie 4: Meet an Elf | 978-1-923678-89-7 | 978-1-923678-88-0 |
| The adventures of Lily and Louie 5: Under a Hedge | 978-1-923678-86-6 | 978-1-923678-85-9 |
| The adventures of Lily and Louie 6: At the Farm | 978-1-923678-83-5 | 978-1-923678-82-8 |

Workbooks: Size: A4, 24 pages, greyscale for colouring-in

| Title | Print ISBN | eBook ISBN |
|--|-------------------|------------|
| Lily and Louie 1: Beach Day Activity Workbook | 978-1-923678-99-6 | NA |
| Lily and Louie 2: Train Ride Activity Workbook | 978-1-923678-96-5 | NA |
| Lily and Louie 3: Zoo Visit Activity Workbook | 978-1-923678-93-4 | NA |
| Lily and Louie 4: Cheeky Elf Activity Workbook | 978-1-923678-90-3 | NA |
| Lily and Louie 5: Hedgehog Activity Workbook | 978-1-923678-87-3 | NA |
| Lily and Louie 6: Farm Animals Activity Workbook | 978-1-923678-84-2 | NA |

For prices and deals go to www.lilyandlouie.co.uk

To order larger quantities email info@lilyandlouie.co.uk



Disclaimer: The images and product covers shown in this booklet may differ from the final print versions.

The adventures of Lily and Louie Storybooks, and Lily and Louie Workbooks by author/illustrator are copyright of Claire Ellen Ranger.

Published by: **ode to stories**
www.odetostories.co.uk